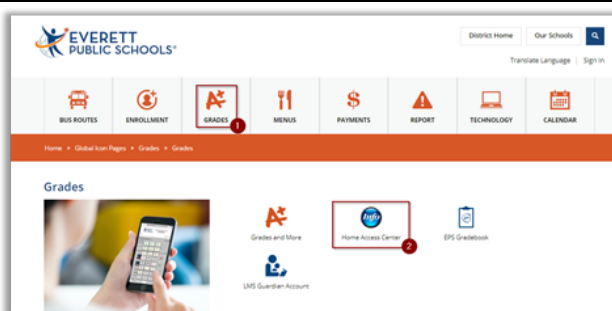


Year-Round Updates in Home Access Center (HAC)

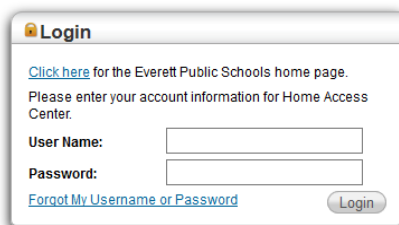
The Year-Round Updates Form is the compressed version of the Annual Student Information Update Form that occurs from August to October. The Year-Round Updates Form is available in HAC and will be open to guardians/parents from November to June with limited functionalities such as:

- Sign the annual agreement forms
- Update Guaranteed Admissions Release to colleges/universities
- Update release to ASB/Athletics
- Update contact priority order
- Remove emergency contacts

Step One: To sign into HAC, go to Everett Public Schools' website: www.everettsd.org and click on the **A+ Grades** tab, then [Home Access Center](#). Click on the INFO icon.



Step Two: Enter your username/password*:



Login

[Click here](#) for the Everett Public Schools home page.

Please enter your account information for Home Access Center.

User Name:

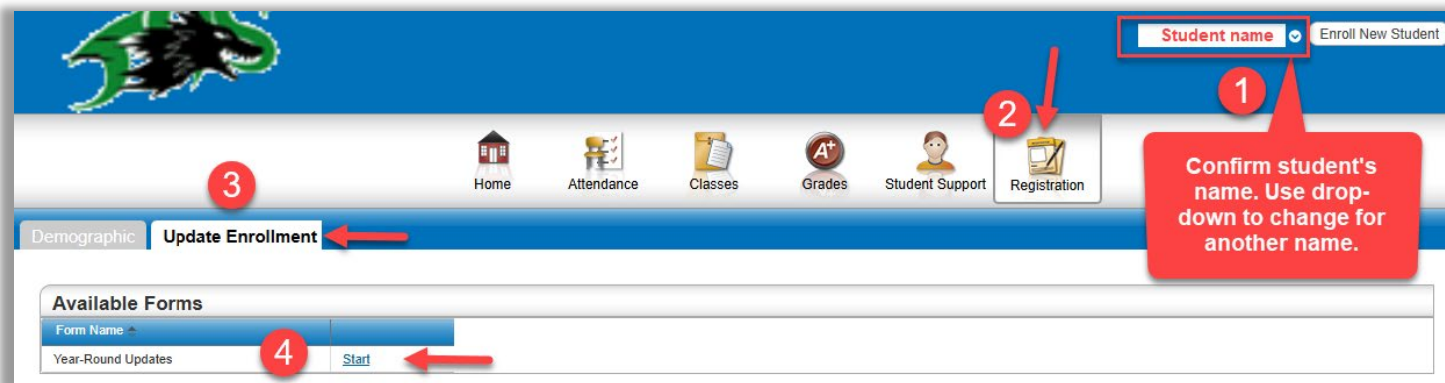
Password:

[Forgot My Username or Password](#)

Parents will log in using the same credentials for Gradebook and Canvas Parent websites.

Parent/guardian username is traditionally your first initial, period, last name (example J.Doe for John Doe). *If you do not know your parent/guardian username and password, please go to <https://www.everettsd.org/grades> for further instructions.

Step Three: Once signed into [HAC](#), you will be in the **Registration** tab. Confirm the student's name on the top-right. If you have multiple students, you can click on the drop-down to change the student's name. Click on the **"Update Enrollment"** tab. Look for the "Year-Round Updates" form and click on the **"Start"** button to access it.



1. Confirm student's name. Use drop-down to change for another name.

2. Registration tab

3. Update Enrollment tab

4. Start button

A new window will open to begin. Click Submit when done.